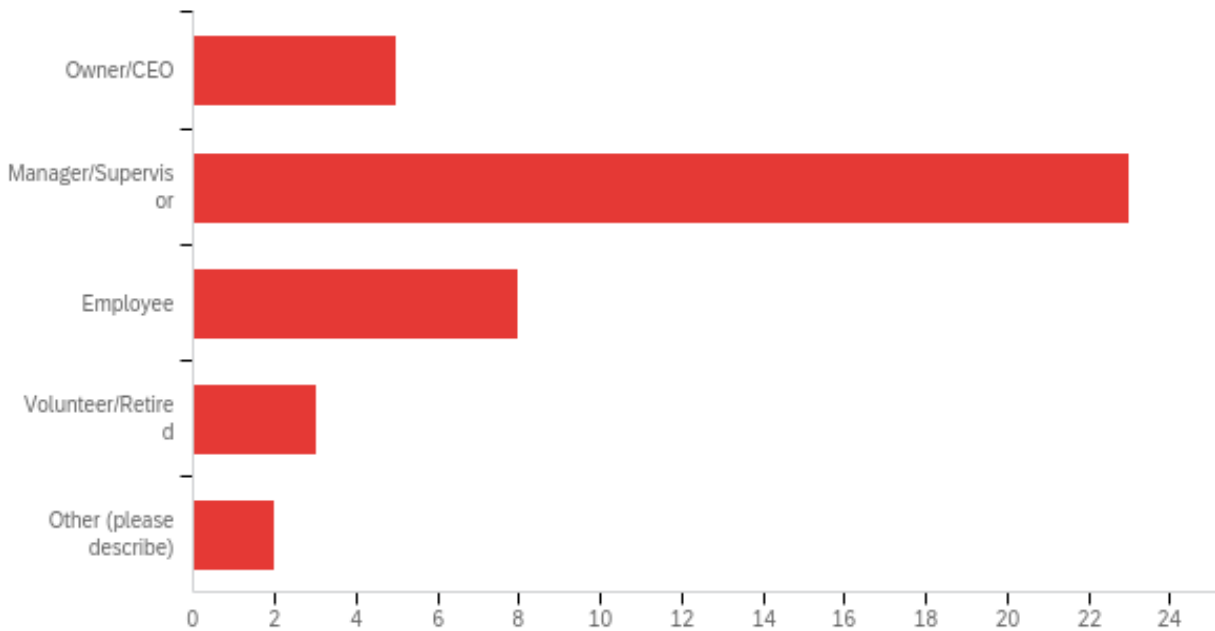


# LOWER COLUMBIA COLLEGE

## Employer Feedback Survey - 2024

Q1 - Please indicate which of the following categories best describes you.



#	Field	Minimum	Maximum	Mean	Std Deviation	Variance	Count
1	Please indicate which of the following categories best describes you. - Selected Choice	1.00	5.00	2.37	0.96	0.91	41

#	Answer	%	Count
1	Owner/CEO	12.20%	5
2	Manager/Supervisor	56.10%	23
3	Employee	19.51%	8
4	Volunteer/Retired	7.32%	3

5	Other (please describe)	4.88%	2
	Total	100%	41

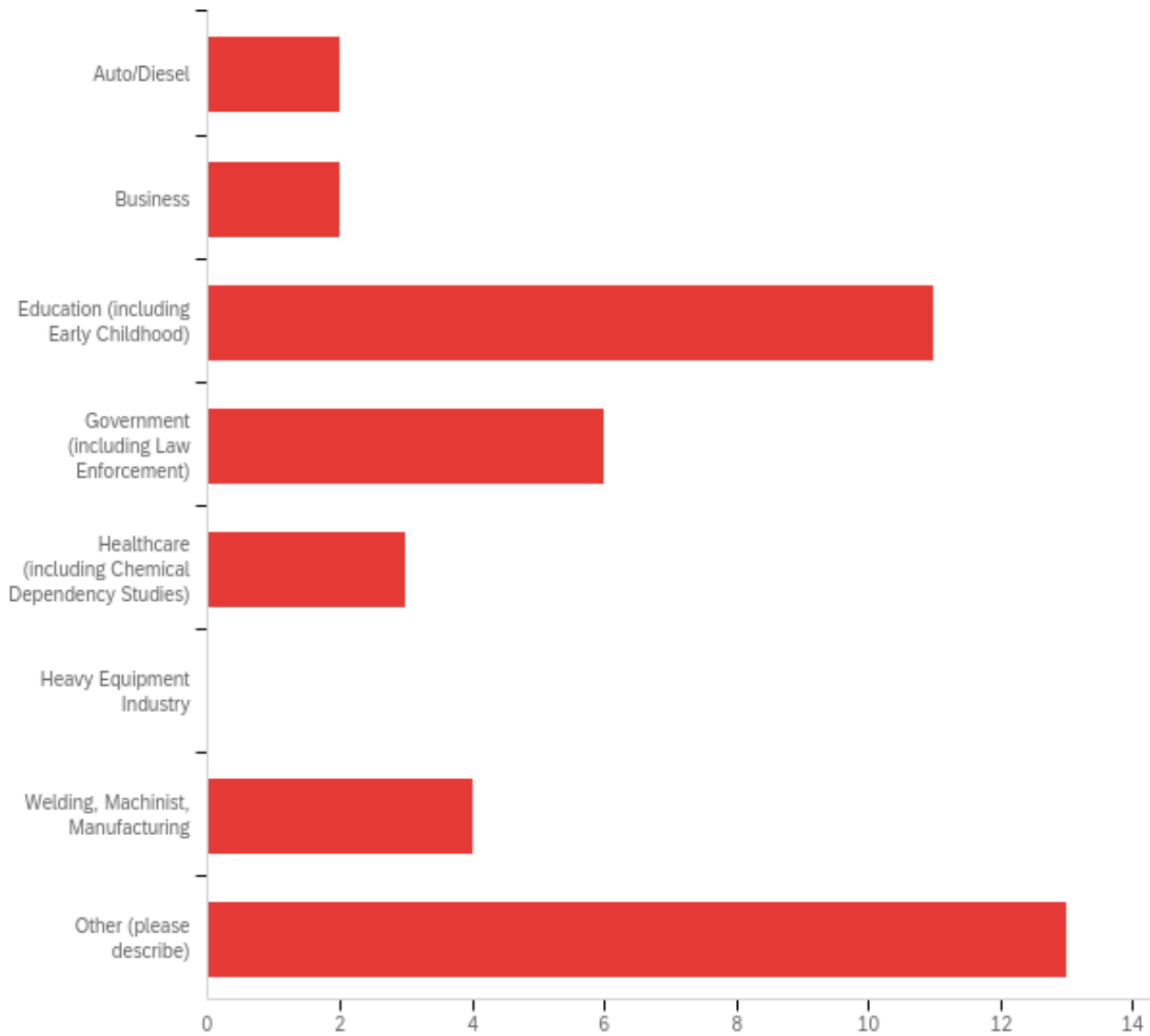
Q1\_5\_TEXT - Other (please describe)

Other (please describe) - Text

---

Human Resources

**Q2 - Please indicate which category best describes your business or organization (workplace).**



#	Field	Minimum	Maximum	Mean	Std Deviation	Variance	Count
1	Please indicate which category best describes your business or organization (workplace). - Selected Choice	1.00	8.00	5.12	2.38	5.67	41

#	Answer	%	Count
1	Auto/Diesel	4.88%	2
2	Business	4.88%	2
3	Education (including Early Childhood)	26.83%	11
4	Government (including Law Enforcement)	14.63%	6
5	Healthcare (including Chemical Dependency Studies)	7.32%	3
6	Heavy Equipment Industry	0.00%	0
7	Welding, Machinist, Manufacturing	9.76%	4
8	Other (please describe)	31.71%	13
	Total	100%	41

## Q2\_8\_TEXT - Other (please describe)

Other (please describe) - Text

---

Construction

---

Software Development

---

Behavioral Health

---

Welding Supply

---

Forestry Mill Yard Equipment

---

wholesale

---

Workforce Development

---

Public Transit

---

Finance

---

Non Profit

---

Port District

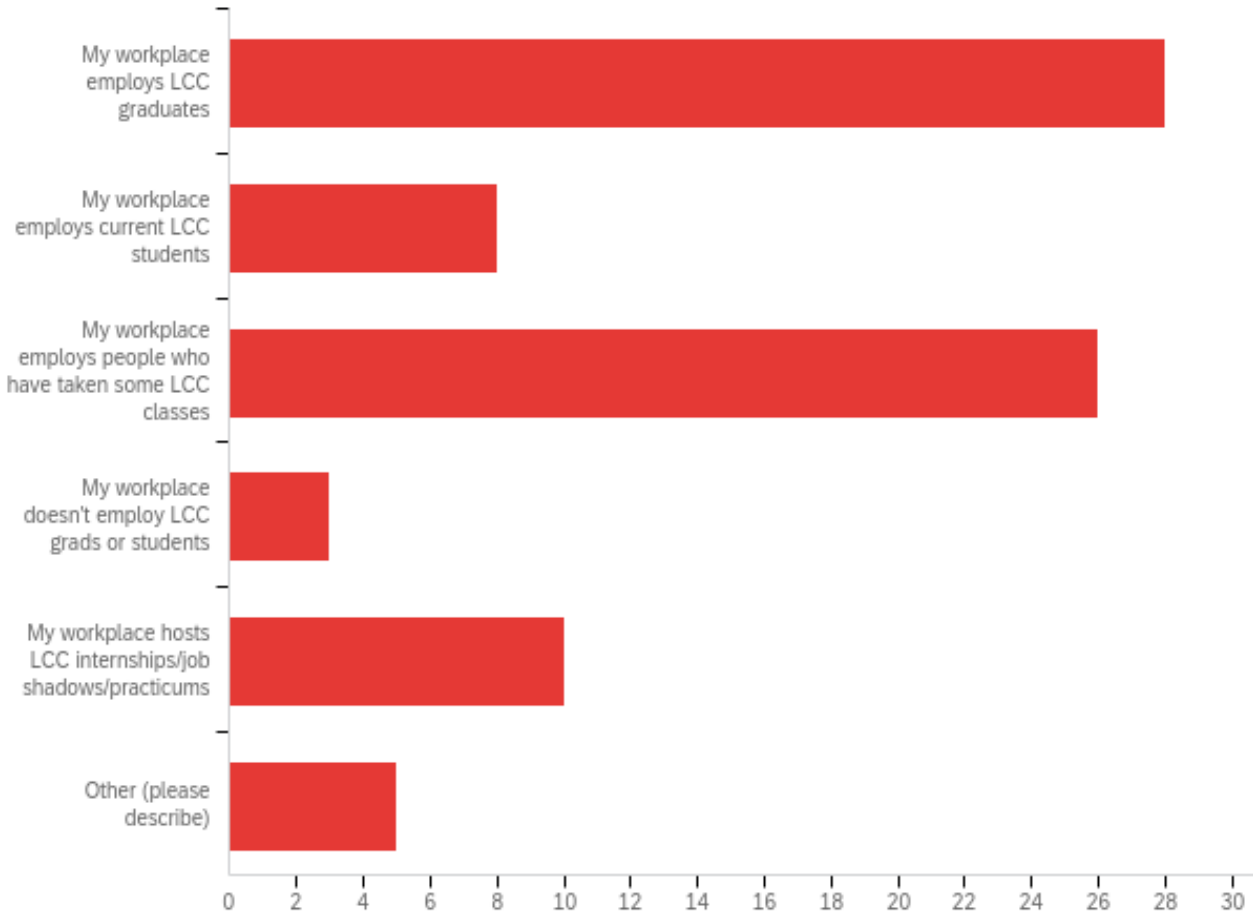
---

Business Membership Non-Profit

---

Pulp/Paper/Power Generation

**Q3 - Please check all that apply.**



#	Answer	%	Count
1	My workplace employs LCC graduates	35.00%	28
2	My workplace employs current LCC students	10.00%	8
3	My workplace employs people who have taken some LCC classes	32.50%	26
4	My workplace doesn't employ LCC grads or students	3.75%	3
5	My workplace hosts LCC internships/job shadows/practicums	12.50%	10
6	Other (please describe)	6.25%	5
	Total	100%	80

**Q3\_6\_TEXT - Other (please describe)**

Other (please describe) - Text

---

I'm not sure if we have any LCC alumni among our Officers. However, we would hire if they are the right candidate.

---

in contact with former students

---

My workplace is an apprenticeship which trains people employed by contractors who have LCC graduates.

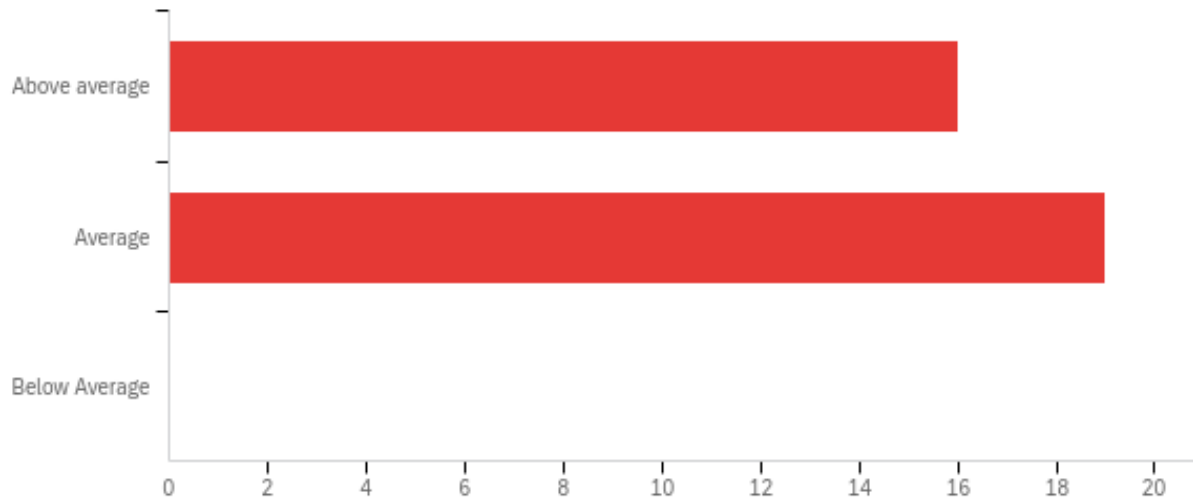
---

We also provide lab opportunities for programs, like nursing.

---

We certify welders at LCC

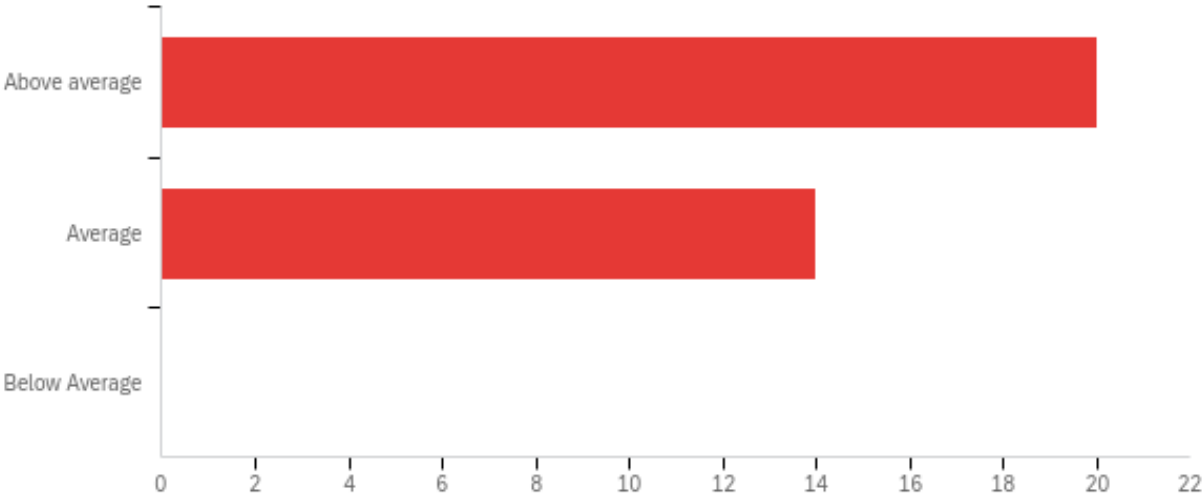
**Q8 - Please rate LCC students/graduates overall level of PROFESSIONALISM, compared to other employees in similar positions. If you have multiple employees in this category, please give them an average rating.**



#	Field	Minimum	Maximum	Mean	Std Deviation	Variance	Count
1	Please rate LCC students/graduates overall level of PROFESSIONALISM, compared to other employees in similar positions. If you have multiple employees in this category, please give them an average rating.	1.00	2.00	1.54	0.50	0.25	35

#	Answer	%	Count
1	Above average	45.71%	16
2	Average	54.29%	19
3	Below Average	0.00%	0
	Total	100%	35

**Q9 - Please rate LCC students/graduates TEAMWORK skills, compared to other employees in similar positions. If you have multiple employees in this category, please give them an average rating.**

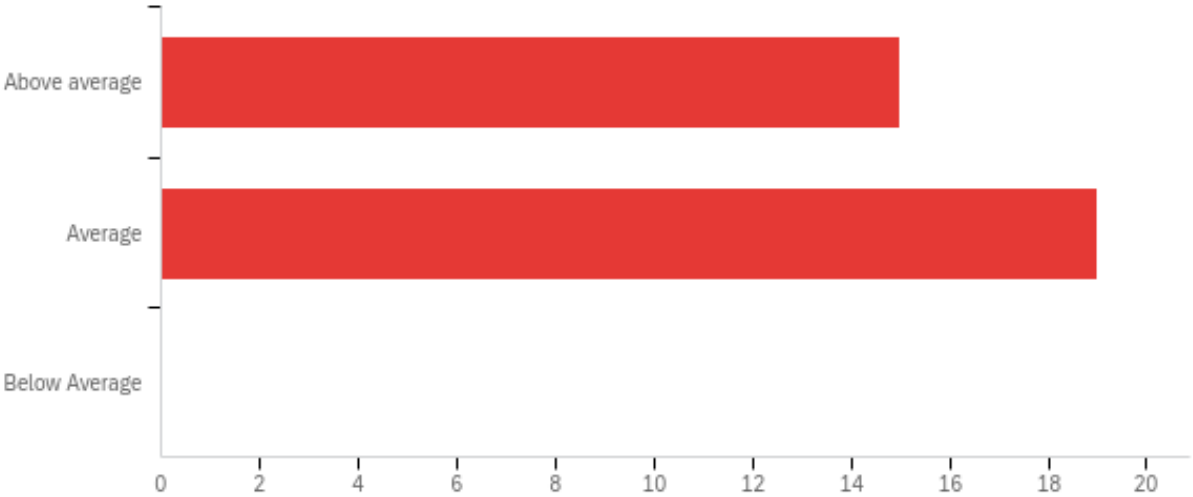


#	Field	Minimum	Maximum	Mean	Std Deviation	Variance	Count
1	Please rate LCC students/graduates TEAMWORK skills, compared to other employees in similar positions. If you have multiple employees in this category, please give them an average rating.	1.00	2.00	1.41	0.49	0.24	34

#	Answer	%	Count
1	Above average	58.82%	20
2	Average	41.18%	14
3	Below Average	0.00%	0
	Total	100%	34



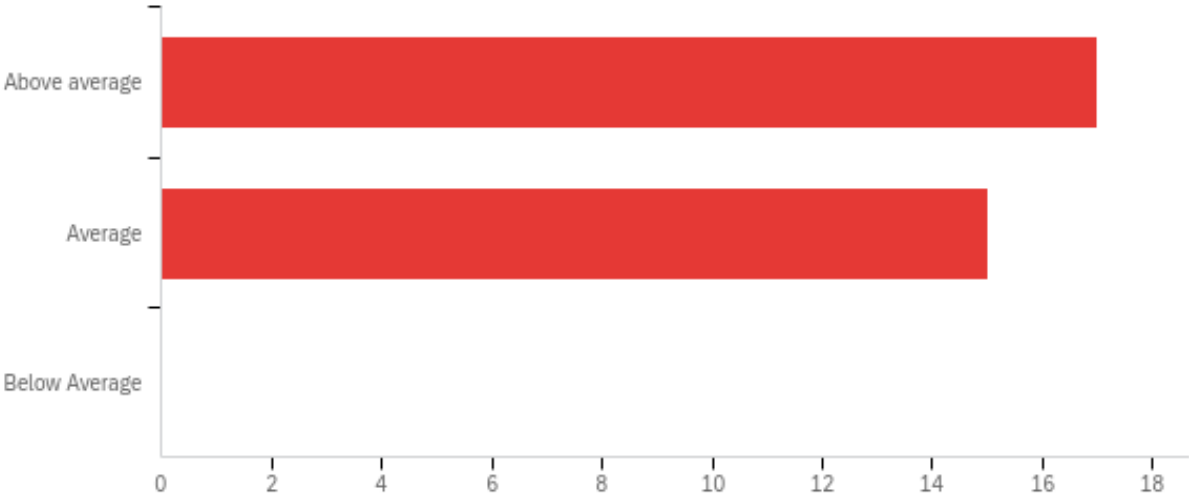
**Q10 - Please rate LCC students/graduates COMMUNICATION skills, compared to other employees in similar positions. If you have multiple employees in this category, please give them an average rating.**



#	Field	Minimum	Maximum	Mean	Std Deviation	Variance	Count
1	Please rate LCC students/graduates COMMUNICATION skills, compared to other employees in similar positions. If you have multiple employees in this category, please give them an average rating.	1.00	2.00	1.56	0.50	0.25	34

#	Answer	%	Count
1	Above average	44.12%	15
2	Average	55.88%	19
3	Below Average	0.00%	0
	Total	100%	34

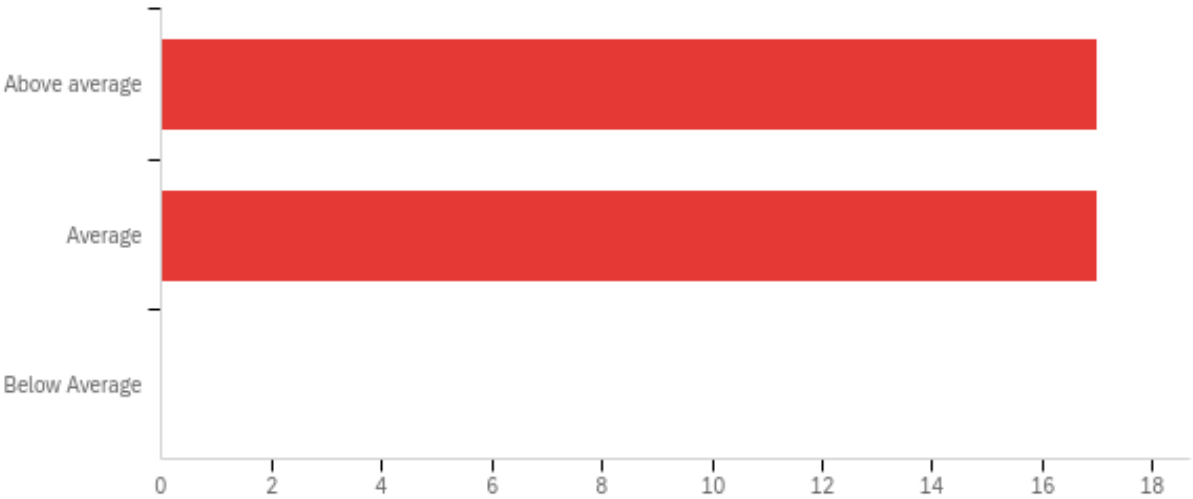
**Q11 - Please rate LCC students/graduates TECHNOLOGY skills, compared to other employees in similar positions. If you have multiple employees in this category, please give them an average rating.**



#	Field	Minimum	Maximum	Mean	Std Deviation	Variance	Count
1	Please rate LCC students/graduates TECHNOLOGY skills, compared to other employees in similar positions. If you have multiple employees in this category, please give them an average rating.	1.00	2.00	1.47	0.50	0.25	32

#	Answer	%	Count
1	Above average	53.13%	17
2	Average	46.88%	15
3	Below Average	0.00%	0
	Total	100%	32

**Q12 - Please rate LCC students/graduates CRITICAL THINKING skills, compared to other employees in similar positions. If you have multiple employees in this category, please give them an average rating.**



#	Field	Minimum	Maximum	Mean	Std Deviation	Variance	Count
1	Please rate LCC students/graduates CRITICAL THINKING skills, compared to other employees in similar positions. If you have multiple employees in this category, please give them an average rating.	1.00	2.00	1.50	0.50	0.25	34

#	Answer	%	Count
1	Above average	50.00%	17
2	Average	50.00%	17
3	Below Average	0.00%	0
	Total	100%	34